




# WELLIT

Wellit est un luminaire, proposé en trois dimensions, conçu pour des éclairages dans le retail et le contract. Efficacité, performances techniques et ordre visuel.

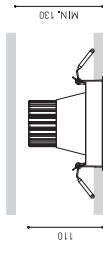
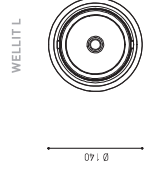




	P	CCT	BEAM	I	Flux	LOR
WELLIT L1	A382-11-11-	15W 3000K	14°	450mA	2060Lm	90%
	A382-11-12-	15W 4000K	14°	450mA	2100Lm	90%
	A382-11-21-	15W 3000K	22°	450mA	2060Lm	91%
	A382-11-22-	15W 4000K	22°	450mA	2100Lm	91%
	A382-11-31-	15W 3000K	42°	450mA	2060Lm	91%
WELLIT L2	A382-11-32-	15W 4000K	42°	450mA	2100Lm	91%
	A382-2-00-11-	25W 3000K	14°	700mA	2960Lm	90%
	A382-2-00-12-	25W 4000K	14°	700mA	3000Lm	90%
	A382-2-00-21-	25W 3000K	22°	700mA	2960Lm	91%
	A382-2-00-22-	25W 4000K	22°	700mA	3000Lm	91%
A382-2-00-31-	25W 3000K	42°	700mA	2960Lm	91%	
A382-2-00-32-	25W 4000K	42°	700mA	3000Lm	91%	

	P	CCT	BEAM	I	Flux	LOR
WELLIT L Tunable White	A382-02-18-	21,5W 2700-5000K	12°	600mA	2300Lm	89%
	A382-02-28-	21,5W 2700-5000K	21°	600mA	2300Lm	84%
	A382-02-38-	21,5W 2700-5000K	43°	600mA	2300Lm	87%

- \* OPTIONS
- 1 No DIM
  - 2 DIM DALI
  - 3 DIM Push



ACCESSORY

WELLIT Anti-glare Honeycomb Louver \*\*\* A382-00-00  
NOT SOLD SEPARATELY



CLOUR | WT  RAL 9016 | NT  RAL 9005 | MATERIAL | AL | PC |

\*\* DIM OPTIONS PLEASE CONSULT | \*\*\* ACCESSORY AFFECTS THE LIGHTING PARAMETERS