

LINE

Installazione Installation Installation	Palo Ø60 Ø60 post Poteau Ø60
Materiali Materials Materiels	Tipo di diffusore: Policarbonato Diffuser type: Polycarbonate Type de diffuseur: Polycarbonate
Alimentazione Power supply Alimentation	220-240 V
Versioni Versions Versions	Funzione corridoio Corridor function Fonction corridor



LINE



**LINE
DOWN**



**LINE
220**



**LINE 220
ZERO**



**LINE
330**

COLOURS



Nero RAL 9005
Black RAL 9005
Noir RAL 9005



Grigio High Tech RAL 9006
Grey High Tech RAL 9006
Gris High Tech RAL 9006



Grigio antracite RAL 7021
Grey anthracite RAL 7021
Gris anthracite RAL 7021



Corten
Corten
Corten



Neutro
Neutral
Neutre

Line

IP66 IK 08 5J xx7 CE UK ER 	LED		COL.		CODE *	
	W	LM	REAL LM			
	6,5	700	604	⊕ ⊙ 220-240 V	LL113000□	

* Complete the CODE LED COLOUR N | 4000K 3 | 3000K 2 | 2700K

Versione a luce diretta. | Direct light version. | Eclairage directe.

Line Down

IP66 IK 08 5J xx7 CE UK ER 	LED		COL.		CODE *	
	W	LM	REAL LM			
	6	620	431	⊕ ⊙ 220-240 V	LL113001□	

* Complete the CODE LED COLOUR N | 4000K 3 | 3000K 2 | 2700K

Versione a luce indiretta. | Indirect light version. | Eclairage indirecte.

Line 220

IP66 IK 08 5J xx7 CE UK ER 	LED		COL.		CODE *	
	W	LM	REAL LM			
	11	1200	730	⊕ ⊙ 220-240 V	LL113100□ LL113101□ LL113102□ LL113103□	

* Complete the CODE LED COLOUR N | 4000K 3 | 3000K 2 | 2700K

Tappo superiore in Polycarbonato nero. Versione a luce indiretta. | Upper black polycarbonate cap. Indirect light version. | Bouchon supérieur en Polycarbonate noir. Eclairage indirecte.

Line 220 Zero

IP66 IK 08 5J xx7 CE UK ER 	LED			COL. CODE *	
	W	LM	REAL LM		
	11	1200	632	LL113112 □ LL113113 □ LL113114 □ LL113115 □	
				220-240 V	

* Complete the CODE LED COLOUR N | 4000K 3 | 3000K 2 | 2700K

Apparecchio cut-off conforme alle più restrittive norme regionali contro l'inquinamento luminoso. | CUT-OFF version anti-light pollution. | Version CUT-OFF anti pollution lumineuse.

Line 330

IP66 IK 10 20J xx9 CE UK ER 	LED			COL. CODE *	
	W	LM	REAL LM		
	25	3000	2144	LL113200 □ LL113201 □ LL113202 □ LL113203 □	
	25	3000	2144	LL113205 □ LL113206 □ LL113207 □ LL113208 □	
				220-240 V	

* Complete the CODE LED COLOUR N | 4000K 3 | 3000K 2 | 2700K

Tappo superiore in Policarbonato nero. Versione cut-off a luce indiretta. Fornito con 1m di cavo H05RN-F. | Upper black polycarbonate cap. Cut-off version with indirect light. Provided with 1m of prewired power cable H05RN-F. | Bouchon supérieur en Polycarbonate noir. Version cut-off avec lumière indirecte. Fourni avec 1m de câble d'alimentation H05RN-F pré-cablé.



Disponibile versione corridor function. Funzione a risparmio energetico che permette di configurare un profilo di illuminazione su due livelli. Il prodotto funziona costantemente ad un'intensità luminosa ridotta, raggiungendo la massima efficienza al passaggio, tramite un sensore di prossimità. | Available version corridor function. Energy saving function that allows 2 different levels of lighting configuration. The product constantly works at a reduced intensity and thanks to a movement detector, luminous intensity is automatically increased at passage. | Disponible version corridor function. Fonction d'économie d'énergie qui vous permet de configurer un profil d'éclairage sur deux niveaux. Le produit fonctionne constamment à une intensité lumineuse réduite, atteignant une efficacité maximale au passage, grâce à un détecteur de proximité.

Basamento Palo Still Ø170 mm

Basamento in nylon-fibra di vetro per palo diametro 60 mm. Adatto solo per pali STILL fino a 1500mm.

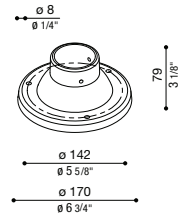
Base Ø170 mm for Still post

Fibreglass-nylon base for post diameter 60 mm. Only suitable for STILL posts up to 1500mm.

Socle Ø170 mm pour poteau Still

Socles en fibre de verre - nylon pour poteau diam.60 mm. Convient uniquement pour les poteaux STILL jusqu'à 1500mm.

Col.	Code
	LB11812
	LB1181G
	LB1181E
	LB1181K
	LB11811



Piastra base a scomparsa – palo Still

Soluzione alternativa al tradizionale interramento o al basamento palo still mediante staffa di fissaggio a scomparsa. Consiste nell'inserire il palo still sulla staffa preforata da 3mm, realizzata in ferro zincato a caldo per immersione. Accessorio non idoneo per pali still superiori a h. 1500.

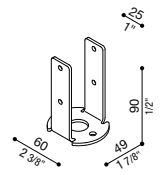
Retractable plate base

Alternative solution to the usual burial or to the post base using a retractable fixing bracket. The post is inserted in the 3mm pre-drilled bracket made of hot-dip zinc-coated metal. Accessory not suitable for posts higher than 1500mm.

Plaque de base rétractable

Solution alternative à l'enfouissement traditionnel ou mise en place moyennant un étrier de fixation rétractable du pieu post. Insérer le poteau Still sur l'étrier pré-percé de 3 mm, réalisé en fer galvanisé à chaud par immersion. Accessoire ne convenant pas à des poteaux Still de plus de 1500mm de haut.

Col.	Code
-	LB1130006



Dima e kit di fissaggio Palo Still

Dima, tirafondi e minuteria per ancoraggio del basamento al terreno.

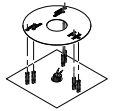
Template and fixing kit Still Post diam. 60 mm.

Template, fixing bolts and small metal parts to secure the base to the ground.

Gabarit, tire-fond et visserie pour poteau Still

Gabarit, tire-fond et visserie pour l'ancrage du socle au sol.

Col.	Code
-	LB11254



Box Line

Box per montaggio sporgente a parete, soffitto e pavimento (non per incasso).

Corpo in policarbonato ad alto spessore, completo di kit di fissaggio tramite tasselli ad espansione Ø6 mm. Idoneo per tutti i modelli LINE.

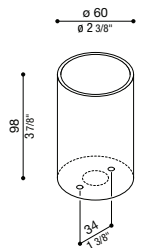
Box Line

Box for surface wall mounting, ceiling mounting and ground mounting (not recessed). Body made of polycarbonate, high thickness, complete with fixing kit by means of anchor screws Ø6 mm. Suitable for fitting all models LINE.

Box Line

Box de montage au mur en saillie, au plafond et au sol (pas à encastrement). Corps en polycarbonate très épais, complet de kit de fixation par chevilles à expansion Ø6 mm. Convient pour tous les modèles LINE.

Col.	Code
	LB11231
	LB1123G
	LB1123E
	LB1123K



Armatura da incasso Line

Armatura da incasso, ricavata da palo estruso standard in vetroresina Ø60 mm (misura esterna) lunghezza 100 mm, da posizionare a filo con la superficie di installazione.

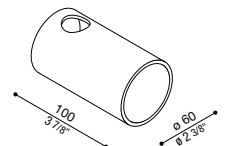
Recess box Line

Recess box, made from a standard extruded post in fibreglass Ø60 mm (external dimension), length 100 mm, flush to the installation surface.

Boîte d'encastrement Line

Boîte d'encastrement fabriquée à partir de poteau standard extrudé en fibre de verre Ø60mm (dimension extérieure) longueur 100mm, à placer au ras de la surface de montage.

Col.	Code
	LB11576



Cover Line 220 Zero

Accessorio CUT-OFF in alluminio; elevata resistenza all'ossidazione grazie al trattamento di passivazione a base di zirconio e alla verniciatura con resine poliestere stabilizzata ai raggi UV. Obbligatoria l'installazione sul modello LINE 220, non compreso.

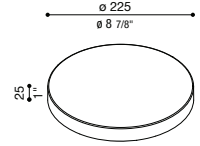
Cover Line 220 Zero

Alluminium accessory for CUT-OFF version, highly resistant to oxidation thanks to the zirconium based passivation treatment and the UV stabilized polyester resin coating. Model LINE 220 must be mounted (article to be ordered separately).

Cover Line 220 Zero

Accessoire en aluminium pour la version CUT-OFF, haute résistance à l'oxydation grâce au traitement de passivation à base de zirconium et laquage poudre à base de résines polyester, fixées aux rayons UV. L'installation du modèle LINE 220, no compris, est obligatoire.

CoL.	Code
	LB1130011
	LB1130012
	LB1130013
	LB1130014



Cover Line

Cover decorativa in Policarbonato, disponibile in diverse colorazioni ed effetti, ricavato da stampaggio ad iniezione. Finitura effetto materico Corten, ottenuta tramite verniciatura. Applicazione della cover senza utensili tramite speciale striscia adesiva.

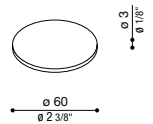
Cover Line

Polycarbonate decorative cover, injection moulded, available in various colours and designs. Corten painted finish. Application of the cover without tools, by means of a special adhesive strip.

Cover Line

Cover décorative réalisée en polycarbonate et disponible en différents teintes et effets, fabriqué par moulage à injection. Finition effet matière Corten obtenue par vernissage. Application de la cover sans outil à l'aide de bande adhésive spéciale.

CoL.	Code
	LB1130001
	LB1130002
	LB1130003
	LB1130004



Braccetto Line/Line Down

Braccetto diametro 60 mm in Bayblend. Completo di kit di fissaggio a parete. Inclinazione 30°.

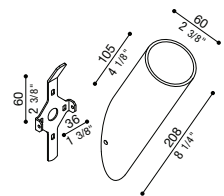
Bracket Line/Line Down

Bracket 60 mm. in diameter made of Bayblend. Complete with wall fixing kit. 30° angle.

Bras Line/Line Down

Bras diamètre 60 mm en Bayblend. Kit de fixation murale compris. Inclinaison de 30°.

CoL.	Code
	LB1130007
	LB1130008
	LB1130009
	LB1130010



Morsettiera coassiale

Morsettiera coassiale a 3 poli, IP68, per cavo ø 7/12 mm.

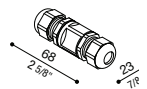
Coaxial Terminal block

Coaxial 3-pole terminal block, IP68, for cable diameter 7/12 mm.

Bornier coaxial

Bornier coaxial à 3 pôles, IP68, pour câble diam. 7/12 mm.

CoL.	Code
-	LB11293



Morsettiera lineare a 3 vie

Morsettiera lineare a 3 vie a 3 poli, IP68, per cavo ø 7/13,5 mm.

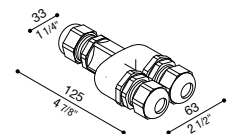
3 way linear terminal block

3-way 3-pole linear terminal block, IP68, for cable Ø 7/13.5 mm.

Bornier linéaire 3 voies

Bornier linéaire 3 voies à 3 pôles, IP68, pour câble diam. 7/13,5 mm.

CoL.	Code
-	LB11294



Still

Palo diametro 60 mm in Bayblend senza basamento. Possibilità di installazione con o senza basamento. Anima interno palo in acciaio zincato per altezze da 2000 mm.

Still
60 mm Bayblend pole without base. Possibility of installation with or without base. Galvanized steel inner pole from H 2000 mm.

Still
Poteau de 60 mm en Bayblend sans socle. Possibilité d'installation avec ou sans socle. Noyau interne en acier galvanisé pour poteau à partir de h. 2000 mm.

H 160 mm	
Col.	Code
	LB11033
	LB1103G
	LB1103E
	LB1103K
	LB11031

H 1500 mm	
Col.	Code
	LB1100022
	LB110002G
	LB110002E
	LB110002K
	LB1100021

H 3000 mm	
Col.	Code
	LB1100052
	LB110005G
	LB110005E
	LB110005K
	LB1100051

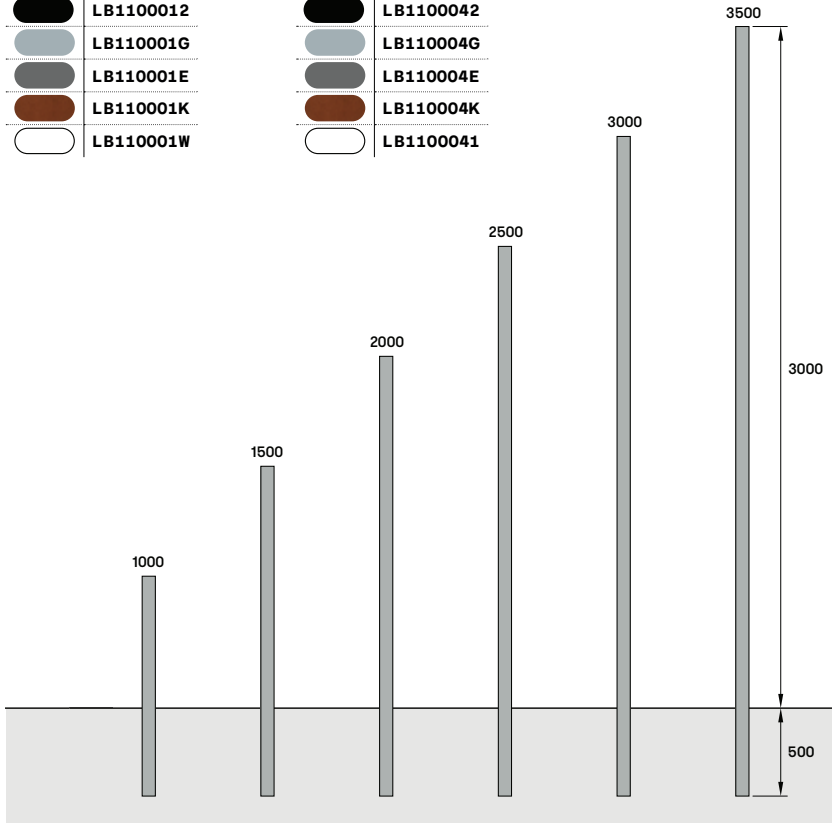
H 500 mm	
Col.	Code
	LB11112
	LB1111G
	LB1111E
	LB1111K
	LB11111

H 2000 mm	
Col.	Code
	LB1100032
	LB110003G
	LB110003E
	LB110003K
	LB1100031

H 3500 mm	
Col.	Code
	LB1100062
	LB110006G
	LB110006E
	LB110006K
	LB1100061

H 1000 mm	
Col.	Code
	LB1100012
	LB110001G
	LB110001E
	LB110001K
	LB110001W

H 2500 mm	
Col.	Code
	LB1100042
	LB110004G
	LB110004E
	LB110004K
	LB1100041



Colori disponibili.
Available colours.
Couleurs disponibles.

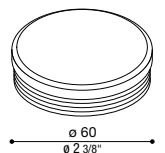
Tappo Palo Still

Tappo in polietilene.

Cap for Post Still
Polyethylene cap.

Couvercle Poteau Still
Couvercle en polyéthylène.

Col.	Code
	LB1100082
	LB110008G
	LB110008E
	LB110008K
	LB1100081

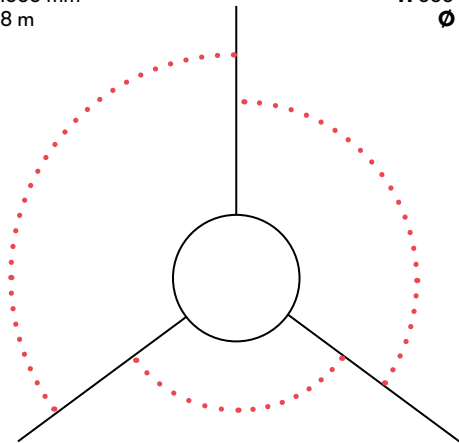




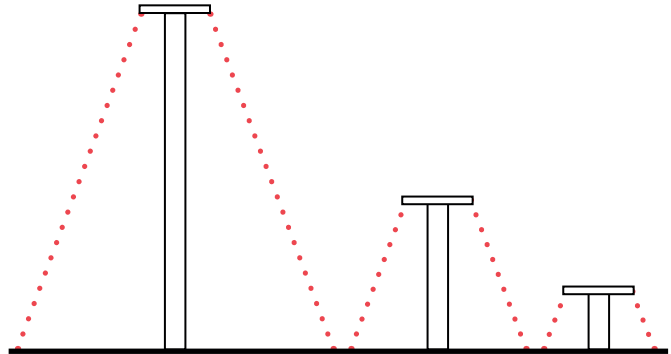
FEATURES



H 1500 mm
Ø 8 m



H 500 mm
Ø 4 m



H 160 mm
Ø 2 m

H 1500 mm
Ø 8 m

H 500 mm
Ø 4 m

H 160 mm
Ø 2 m



↘ OLD ↘ NEW

Predisposto per installazione su palo da Ø60 mm standard.
Suitable for installation on standard post Ø60 mm.
Prédisposé pour l'installation sur Poteau standard Ø60 mm.

LINE




LINE





LINE 330



Funzione corridoio | Corridor function | Fonction corridor

LINE 330



LINE 220