

# NANOTTICA NB



... ceiling height from 7.5 to 12 m, impact resistant.

## USE

The fixture boasts a low unified glare rating with UGR values its patented nanooptics. This ensures eye comfort, high visual performance and workplace safety, which indirectly translates into higher productivity.

The luminaire's narrow-beam angle makes it suitable for premises with an optimum luminaire installation height of 7.5 to 12 m.

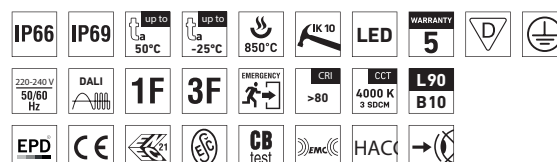
It is designed for indoor spaces, walls and large corridors in high industrial and agricultural buildings as well as in warehouses and sports facilities. It is also a great choice for warehouse aisles and roofed sports halls. IP69-rated and HACCP-compliant, the fitting's design also makes it a perfect choice for the food industry.

Made of clear polycarbonate, the base and the diffuser boast high impact and deformation resistance.

Emissions in the environment of use may reduce the usability of the plastics; for more information see page 367.

## ADVANTAGES

- Patented optics ensures absolute control over light beam distribution
- Low UGR ranging from 21,6 to 25
- Narrow Beam angle (NB), optimum luminaire installation height from 7.5 to 12 m
- Light fitting protection IP66 / IP69
- High temperature resistance in a range from  $t_a = -25\text{ }^\circ\text{C}$  to  $t_a = 45\text{ }^\circ\text{C}$
- Lifetime: 50 000 hours / L90B10
- High mechanical resistance IK10
- Variable suspension pitch, optional installation of light fitting even on an existing structure on which the original light fittings were suspended
- Optional throughwiring (up to 7 wires inside the light fitting)
- Standard model CRI > 80: 4000 K
- On request CRI > 80: 3000 K, 5000 K, 6500 K
- CRI > 90: 3000 K, 4000 K, 5000 K, 6500 K
- Optional delivery in dimmable version
- Certificates: EPD, ESÇ, ENEC, CB, HACCP



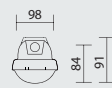

# NANOTTICA NB PC, PCc



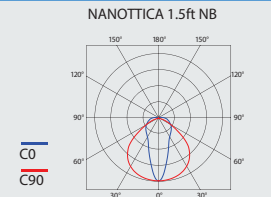
## TECHNICAL DESCRIPTION

- Light fitting protection: IP66 / IP69
- Maximum ambient temperature:  $t_a = 45\text{ }^\circ\text{C}$
- Maximum ambient temperature:  $t_a = 0\text{-}25\text{ }^\circ\text{C}$  for version with emergency back-up M1h, M3h
- Lifetime: 50 000 hours / L90B10
- Maximum light fitting efficiency: 160 lm/W
- UGR ranging from 21,6 to 25
- Optimum luminaire installation height from 7.5 to 12 m
- CRI > 80: 4000 K – standard
- CRI > 80: 3000 K, 5000 K, 6500 K - on request
- CRI > 90: 3000 K, 4000 K, 5000 K, 6500 K - on request
- MacAdam = 3 SDCM
- Diffuser: transparent PC with nanooptics Narrow Beam (high mechanical resistance, UV stability)
- Body: grey PC (high mechanical resistance, UV stability)
- Reflector: steel sheet, white colour (RAL 9003)
- Mounting clips: stainless steel, stainless steel hooks included
- Clips: polyamide + 15 % glass fibre or stainless steel + polyamide
- Sealing: polyurethane (PUR), foamed body groove
- Cable glands: screwed PG 13.5 (standard), or rubber (SBS)
- Terminal block: screwless, three-pole (basic version), or screwed
- The values stated for power consumption and luminous flux are in a tolerance of  $\pm 7.5\%$

Type	Max. ambient temperature [°C]	Luminous flux of LED modules [lm]	Luminous flux of light fitting [lm]	Power consumption [W]	System efficacy [lm/W]	UGR Longitudinal/transverse	Net weight [kg]	A [mm]	D [mm]
Up to ambient temperature $t_a = 45\text{ }^\circ\text{C}$ - body: grey polycarbonate - diffusor with nanooptics NB (narrow beam angle), transparent polycarbonate									
NANOTTICA 1.4ft NB PC 4400/840	45	4300	3910	26,0	150	23.7 / 21.6	1,7	1170	700 - 960
NANOTTICA 1.4ft NB PC 6400/840	45	6120	5570	36,1	154	24.9 / 22.8	1,7	1170	700 - 960
NANOTTICA 1.5ft NB PC 5500/840	45	5340	4860	31,9	152	23.7 / 21.6	2,0	1450	970 - 1230
NANOTTICA 1.5ft NB PC 8000/840	45	7780	7080	44,3	160	25.0 / 22.9	2,0	1450	970 - 1230



UGR EVALUATED FOR		
X = 4 H, Y = 8 H	S = 0.25 H	
Reflectivity	70/50/20	



## NANOTTICA NB PC

Code	Type
100273	NANOTTICA 1.4ft NB PC 4400/840
100274	NANOTTICA 1.4ft NB PC 6400/840
100275	NANOTTICA 1.5ft NB PC 5500/840
100276	NANOTTICA 1.5ft NB PC 8000/840

### Non-dimmable driver - plastic clips

	1F	3F	M1h	M3h	3F M1h	3F M3h
	100277	100281	100285	100289	100293	100297
	100278	100282	100286	100290	100294	100298
	100279	100283	100287	100291	100295	100299
	100280	100284	100288	100292	100296	100300

## NANOTTICA NB PCc

Code	Type
100301	NANOTTICA 1.4ft NB PCc 4400/840
100302	NANOTTICA 1.4ft NB PCc 6400/840
100303	NANOTTICA 1.5ft NB PCc 5500/840
100304	NANOTTICA 1.5ft NB PCc 8000/840

### Non-dimmable driver - stainless clips (c)

	1F	3F	M1h	M3h	3F M1h	3F M3h
	100305	100309	100313	100317	100321	100325
	100306	100310	100314	100318	100322	100326
	100307	100311	100315	100319	100323	100327
	100308	100312	100316	100320	100324	100328

## NANOTTICA NB PC DALI

Code	Type
100329	NANOTTICA 1.4ft NB PC 4400/840 DALI
100330	NANOTTICA 1.4ft NB PC 6400/840 DALI
100331	NANOTTICA 1.5ft NB PC 5500/840 DALI
100332	NANOTTICA 1.5ft NB PC 8000/840 DALI

### Digital dimmable driver DALI - plastic clips

	1F	3F	M1h	M3h	3F M1h	3F M3h
	100333	100337	100341	100345	100349	100353
	100334	100338	100342	100346	100350	100354
	100335	100339	100343	100347	100351	100355
	100336	100340	100344	100348	100352	100356

## NANOTTICA NB PCc DALI

Code	Type
100357	NANOTTICA 1.4ft NB PCc 4400/840 DALI
100358	NANOTTICA 1.4ft NB PCc 6400/840 DALI
100359	NANOTTICA 1.5ft NB PCc 5500/840 DALI
100360	NANOTTICA 1.5ft NB PCc 8000/840 DALI

### Digital dimmable driver DALI - stainless clips (c)

	1F	3F	M1h	M3h	3F M1h	3F M3h
	100361	100365	100369	100373	100377	100381
	100362	100366	100370	100374	100378	100382
	100363	100367	100371	100375	100379	100383
	100364	100368	100372	100376	100380	100384

## LEGEND

- |        |                                                                                                     |             |                                                                                                     |
|--------|-----------------------------------------------------------------------------------------------------|-------------|-----------------------------------------------------------------------------------------------------|
| 1F     | 1-phase 3 core through-wiring in the luminaire                                                      | DALI        | version with digital dimmable driver DALI                                                           |
| 3F     | 3-phase 5 core through-wiring in the luminaire                                                      | DALI 1F     | 1-phase 5 core through-wiring in the luminaire                                                      |
| M1h    | emergency back-up source with 1 hour operating time for maintained emergency illumination           | DALI 3F     | 3-phase 7 core through-wiring in the luminaire                                                      |
| M3h    | emergency back-up source with 3 hour operating time for maintained emergency illumination           | DALI 3F Mxh | 3-phase 7 core through-wiring in the luminaire (L3 used for emergency unit unswitched power supply) |
| 3F Mxh | 3-phase 5 core through-wiring in the luminaire (L3 used for emergency unit unswitched power supply) |             |                                                                                                     |

### LIGHT FITTING ATTACHMENT

- a) Directly to a ceiling or a wall with the use of screws and stainless brackets
- b) Suspension with the use of stainless hooks
- c) Attachment with the use of side hangers to the wall - is not included in accessories



### VARIABLE INSTALLATION PITCH

#### NANOTTICA NB PC



### LIGHT FITTING DETAILED VIEW

#### NANOTTICA NB PC



